

JANUARY						
S	M	T	W	T	F	S
			1	2	3	
4	5	6	7	8	9	10
11	12	13	14	15	16	17
18	19	20	21	22	23	24
25	26	27	28	29	30	31

FEBRUARY						
S	M	T	W	T	F	S
1	2	3	4	5	6	7
8	9	10	11	12	13	14
15	16	17	18	19	20	21
22	23	24	25	26	27	28

MARCH						
S	M	T	W	T	F	S
1	2	3	4	5	6	7
8	9	10	11	12	13	14
15	16	17	18	19	20	21
22	23	24	25	26	27	28
29	30	31				

APRIL						
S	M	T	W	T	F	S
				1	2	3
4	5	6	7	8	9	10
11	12	13	14	15	16	17
18	19	20	21	22	23	24
25	26	27	28	29	30	

MAY						
S	M	T	W	T	F	S
					1	2
3	4	5	6	7	8	9
10	11	12	13	14	15	16
17	18	19	20	21	22	23
24	25	26	27	28	29	30
31						

JUNE						
S	M	T	W	T	F	S
	1	2	3	4	5	6
7	8	9	10	11	12	13
14	15	16	17	18	19	20
21	22	23	24	25	26	27
28	29	30				

JULY						
S	M	T	W	T	F	S
			1	2	3	4
5	6	7	8	9	10	11
12	13	14	15	16	17	18
19	20	21	22	23	24	25
26	27	28	29	30	31	

AUGUST						
S	M	T	W	T	F	S
						1
2	3	4	5	6	7	8
9	10	11	12	13	14	15
16	17	18	19	20	21	22
23	24	25	26	27	28	29
30	31					

SEPTEMBER						
S	M	T	W	T	F	S
					1	2
3	4	5	6	7	8	9
10	11	12	13	14	15	16
17	18	19	20	21	22	23
24	25	26	27	28	29	30

OCTOBER						
S	M	T	W	T	F	S
						1
2	3	4	5	6	7	8
9	10	11	12	13	14	15
16	17	18	19	20	21	22
23	24	25	26	27	28	29
30	31					

NOVEMBER						
S	M	T	W	T	F	S
1	2	3	4	5	6	7
8	9	10	11	12	13	14
15	16	17	18	19	20	21
22	23	24	25	26	27	28
29	30					

DECEMBER						
S	M	T	W	T	F	S
			1	2	3	4
5	6	7	8	9	10	11
12	13	14	15	16	17	18
19	20	21	22	23	24	25
26	27	28	29	30	31	

☐ Holiday Weeks: Refer to Talgov.com as your service may be affected.

## 2026 RED/BLUE WEEK CALENDAR

My bulky/yard waste pickup day:

My garbage and recycling pickup day:

City of Tallahassee  
Your Own Utilities®



CITY HALL  
300 S. Adams St.  
Tallahassee, FL 32301-1731

PRSRT STD  
U.S. Postage  
PAID  
TALLAHASSEE, FL  
Permit #1

2026 RED/BLUE WEEK CALENDAR						
RED/BLUE WEEK	RED/BLUE WEEK	RED/BLUE WEEK	RED/BLUE WEEK	RED/BLUE WEEK	RED/BLUE WEEK	RED/BLUE WEEK
1/11-1/17	1/18-1/24	1/25-1/31	2/1-2/7	2/8-2/14	2/15-2/21	2/22-2/28
3/1-3/7	3/8-3/14	3/15-3/21	3/22-3/28	3/29-4/4	4/5-4/11	4/12-4/18
4/19-4/25	4/26-5/2	5/3-5/9	5/10-5/16	5/17-5/23	5/24-5/30	5/31-6/6
6/7-6/13	6/14-6/20	6/21-6/27	6/28-7/4	7/5-7/11	7/12-7/18	7/19-7/25
7/26-8/1	8/2-8/8	8/9-8/15	8/16-8/22	8/23-8/29	8/30-9/5	9/6-9/12
9/13-9/19	9/20-9/26	9/27-10/3	10/4-10/10	10/11-10/17	10/18-10/24	10/25-10/31
11/1-11/7	11/8-11/14	11/15-11/21	11/22-11/28	11/29-12/5	12/6-12/12	12/13-12/19
12/20-12/26	12/27-1/2	1/3-1/9	1/10-1/16	1/17-1/23	1/24-1/30	1/31-2/6

Your 2026  
Detachable  
Red/Blue Week Calendar  
Located Inside



CITY OF TALLAHASSEE

# 2026 CUSTOMER SERVICE GUIDE

Community Beautification  
and Waste Management

Working together to keep our community clean.

RECYCLING • GARBAGE • YARD WASTE • BULKY ITEMS



# QUICK START

## START SMART, EVERY WEEK

Set your bins out the night before your day of service or by 6:30 a.m. with the handles facing away from the street and leave at least three feet of space on all sides. This gives our trucks safe and clear access.


Smaller yard waste should always be placed in paper bags or your personal household waste container. Please do not use plastic bags — they cannot be processed at the facility.

Bulky items and yard waste are picked up every other week on your assigned Red or Blue week. Remember to keep them in separate piles so crews can collect both on time.


## CONNECT ONLINE

Most services are just a click away. Visit Manage Your Utility Account at [Talgov.com/YOU](http://Talgov.com/YOU) to:


Find your pickup day




Report a missed pickup



Request a Special Collection



Reminder: This guide contains your detachable 2026 Red/Blue Week Calendar.



# HOLIDAY SERVICE

When a City holiday falls during the week, collection will slide forward one day from Monday through Saturday. Please check Manage Your Utility Account at [Talgov.com/YOU](http://Talgov.com/YOU) for the most current holiday schedule.



## STAY CONNECTED

Create a new account today or log in to your existing account to begin receiving information directly from the City of Tallahassee. You can choose from getting emails or text messages about solid waste service changes, City news, City meeting agendas, local weather alerts, and much more. If you provide a local address in your profile, the City of Tallahassee can also send you timely alerts about things that could affect you or your property.



[TALGOV.COM/SUBSCRIBE](http://TALGOV.COM/SUBSCRIBE)

Phone: 850-891-4968  
Web: [Talgov.com/YOU](http://Talgov.com/YOU)  
Social: @CityofTLH



CITY OF  
TALLAHASSEE



City of Tallahassee  
Your Own Utilities<sup>SM</sup>

## RESIDENTIAL PICKUP SCHEDULES

### RECYCLING/GARBAGE

#### PICKUP FREQUENCY:

- Once a week (on the same day)
- Visit [Talgov.com/YOU](http://Talgov.com/YOU) or see the attached sticker for your specific day

#### PICKUP LOCATION:

Behind the curb in front of your residence

#### ADDITIONAL INFORMATION:

Place carts and containers at least 3 feet from obstacles and each other with handles facing away from the curb. In accordance with the solid waste ordinance, remember to place containers behind the curb the night before your day of service or by 6:30 a.m. on the day of service (but no earlier than the day before service) and return them to the storage area near your home no later than the day following your service. Non-compliant customers will receive three notices of violation. On the third violation, customers will be placed on Premium Service for a minimum of one year.

### YARD WASTE/BULKY ITEMS

#### PICKUP FREQUENCY:

- Every other week (on the same day)
- Check your **Red/Blue Week Calendar**

#### PICKUP LOCATION:

Behind the curb in front of your residence

#### ADDITIONAL INFORMATION:

Yard waste and bulky items must be placed behind the curb in separate piles.

850-891-4968 | [Talgov.com/YOU](http://Talgov.com/YOU)  
@CityofTLH   



# GARBAGE & RECYCLING

## GARBAGE COLLECTION

Household garbage is collected once a week. Please use only the City-issued bin and keep the lid closed. For safety, bins should not exceed 50-75 pounds. Place bins behind the curb no earlier than the evening before collection and return them to their storage location no later than the following day. Non-compliant customers will receive three notices of violation. On the third violation, customers will be placed on Premium Service for a minimum of one year.

## RECYCLING COLLECTION - NO PLASTIC BAGS

Recycling is collected the same day as your garbage. Items must be clean, dry, and placed loose in your bin.

**What belongs:** plastic bottles, metal cans, glass jars and bottles, paper, and cardboard.

**What doesn't belong:** plastic bags, Styrofoam, hazardous materials, and clothing.

To keep recycling effective, *please never bag recyclables*. Place them directly in the bin.



Laugh and learn with the City's series on what can and cannot go in the recycling bin.





# YARD WASTE & BULKY ITEMS

## YARD WASTE

Yard waste is collected every other week, on your Red or Blue week. Do not place your yard waste or bulk out until the weekend before your scheduled collection. Place leaves, grass, and small branches in paper bags or your own personal household waste container. *Plastic bags are not accepted.*

Large limbs should be under six feet in length and no more than four inches in diameter. Yard waste piles should not exceed six feet long, four feet wide, and four feet high.

Tree and landscaping contractors are required to dispose of all yard waste generated by their activities.



How to Dispose of Your Yard  
Debris and Bulky Items

[YouTube.com/CityofTLH](https://www.youtube.com/CityofTLH)

## BULKY ITEMS

Furniture, mattresses, and small appliances are considered bulky items and are collected at no charge on your Red or Blue week.

Yard debris and bulky items should be placed in separate piles behind the curb no earlier than the weekend before your Red/Blue collection day.



## MISSED SERVICE

If your garbage or recycling was not collected by 6 p.m. on the day of service, please report it the same day or by 10 a.m. the next business day. Log in online or call 850-891-4968.

Our goal is to return by the next business day for garbage and recycling. Yard waste and bulky items will be collected on your next scheduled Red or Blue week.

If an item was blocked or set out incorrectly, you will receive a notice explaining what to correct before the next collection.

To ensure accuracy, service is verified using truck GPS and onboard cameras.




**REPORT**



**VERIFY**



**RESOLVE**



## SPECIAL COLLECTION

Some items require a Special Collection for a fee. This includes construction and demolition debris, oversize piles, or extra garbage placed out between collection days. You can schedule a Special Collection online through your account.

# EXTRA SERVICES

## HELPING HANDS

Available at no cost with annual certification, Helping Hands provides bin retrieval and return for qualified customers.

## PREMIUM SERVICE

For a monthly fee, Premium Service provides bin retrieval and return when bins are visible from the street. After three ordinance violations for improper bin placement, customers may be automatically enrolled in Premium Service for one year.

## ELECTRONICS PICKUP

Electronics such as televisions and computers are collected by request only on Thursdays. Schedule online and set items behind the curb by 6:30 a.m.

## CASH FOR TRASH

Join us the third Saturday in April and October for free disposal of household hazardous waste and bulky items and a \$5 credit on your City utility bill.

## STREET SWEEPING

Residential streets with curbs and gutters are swept on a rotation to keep neighborhoods clean.

## APARTMENTS

Residents should check with property managers for collection details.



## HAZARDOUS WASTE

Household hazardous waste should never be placed at the curb or disposed of in your bin.

Residential household hazardous waste can be taken to the drop off site at 1800 N. Blair Stone Road, Monday - Saturday, 8 a.m. to 5 p.m. This site is specifically designed for the safe disposal of household hazardous waste such as pesticides, cleaning products, and small electronics. Call 850-606-1803 for more information.

Take paint, oil, and batteries to the Leon County Solid Waste Facility at 7550 Apalachee Parkway.



Medical needles should be taken to the Florida Department of Health at 1515 Old Bainbridge Road.

Unused prescriptions can be dropped off at the Tallahassee Police Department, 234 E. 7th Avenue.

# STORM DEBRIS

When severe weather strikes, storm debris should be placed curbside, never behind sidewalks or blocking storm drains.

Separate debris into the categories shown here. Do not lean or stack debris on trees, poles, or other structures, especially fire hydrants and meters. If you don't have a sidewalk or right of way in front of your house, place debris at the edge of your property before the curb. Do not place debris out for collection under low-hanging wires or tree limbs.

Use your normal City-issued containers for household garbage and recycling, which will continue on your regular schedule unless otherwise indicated.

## PLACE ALL STORM DEBRIS CURBSIDE

*DEBRIS SHOULD BE PLACED CURBSIDE, WITHOUT BLOCKING THE ROADWAY OR STORM DRAINS.*



## NO PICKUP ZONE

*Any debris placed behind the sidewalk toward your property will NOT be picked up.*



# SEPARATE STORM DEBRIS INTO THE CATEGORIES SHOWN HERE.



## NORMAL HOUSEHOLD TRASH

Normal household waste and recyclables will not be collected with storm debris. Use your normal City-issued containers for household garbage and recycling and continue on your regular schedule unless otherwise indicated.



## VEGETATIVE DEBRIS

Vegetation includes logs, plants, tree branches, etc. Do not bag leaves. Vegetative waste will be ground into mulch, so plastics and paper must be avoided.



## CONSTRUCTION DEBRIS

Building materials, drywall, lumber, plumbing, gypsum wallboard, glass, metal, tile, floor/window coverings, and pipe fall into this category.



## BULKY ITEMS

Furniture, mattresses, etc. fall into this category.



## ELECTRONIC WASTE

Computers, radios, stereos, TVs, and other devices fall into this category.



## APPLIANCES & WHITE GOODS

Airconditioners, dishwashers, freezers, refrigerators, stoves, washers, dryers, water heaters, heat pumps, and more fall into this category.

# HOW TO PROPERLY PLACE YOUR BIN FOR PICKUP

**STEP 1:** Place recycling and garbage into your City-issued recycling or garbage bin with the lid fully closed.

**STEP 2:** Set your bins out the night before your service day or by 6:30 a.m. on the day of service at the latest (but no earlier than the day before service). Place your bins behind the curb, off the sidewalk, and out of the street with the handle facing away from the street. Extra bags or waste left beside the container will not be picked up.

**STEP 3:** If you have bulky items, they should be placed behind the curb, clear of obstructions, away from your bins, no earlier than the weekend before your Red or Blue Week collection day.

**STEP 4:** If you have yard waste such as leaves, pine straw, and sticks/small tree branches, place them into paper bags, cardboard boxes, or a personal household waste container no earlier than the weekend before your designated Red or Blue Week and leave them behind the curb, clear of obstructions, away from your bins.

**STEP 5:** After your waste has been collected, return your bins to the appropriate storage location near your house, within your carport, garage, or adjacent to the front, side, or rear wall of your residence.



How to Properly Place  
Your Bin for Pickup

[YouTube.com/CityofTLH](https://www.youtube.com/CityofTLH)